

For Office Use Only

# SURVEYS OF CONSUMERS



The University of Michigan  
Survey Research Center  
Institute for Social Research

NOVEMBER 2007

1. Coversheet ID #'s:

2				
---	--	--	--	--

REINTERVIEW  
MAY 2007

--	--	--	--	--

RDD ID NUMBER

2. 

--	--	--

 RESPONDENT'S  
AREA CODE

3. Interviewer's ID No. \_\_\_\_\_

4. Date IW Began \_\_\_\_\_

5. Date IW Completed \_\_\_\_\_

6. Length of IW \_\_\_\_\_ (Minutes)

7. Length of Edit \_\_\_\_\_ (Minutes)

8. Supervisor's ID No. \_\_\_\_\_

9. Coders' ID No. \_\_\_\_\_

10. INTERVIEWER CHECKPOINT:

<u>COMPLETE:</u>	
<input type="checkbox"/>	1. IW COMPLETED WITH <u>NO</u> INTERRUPTION REQUIRING CALLBACK
<input type="checkbox"/>	2. IW COMPLETED WITH ONE OR MORE INTERRUPTIONS REQUIRING CALLBACK
<u>PARTIAL:</u>	
<input type="checkbox"/>	3. BREAKOFF BEFORE SECTION E
<input type="checkbox"/>	4. BREAKOFF DURING SECTION E
<input type="checkbox"/>	5. BREAKOFF AFTER SECTION E

11. INTERVIEWER CHECKPOINT:

<input type="checkbox"/>	1. COVERSHEET IS RDD
<input type="checkbox"/>	2. COVERSHEET IS RECONTACT

12. INTERVIEWER CHECKPOINT:

INTERVIEW LANGUAGE:	
<input type="checkbox"/> 1. ENGLISH	<input type="checkbox"/> 2. SPANISH

THE FOLLOWING STATEMENT MUST BE READ TO ALL RESPONDENTS:

Before we begin, I would like to assure you that the interview is confidential and completely voluntary. If we should come to any question that you don't want to answer, just let me know and we'll go on to the next question. The survey contains questions regarding your perspectives on the economy, financial investments, societies, feelings, and Internet usage. The questionnaire will take approximately thirty minutes to complete.

T1. Did R provide any information not already recorded in the interview or in a marginal note about changes which may have occurred to R or family members during the past year in any of the following:

a. job status?  NO  YES -> SPECIFY: \_\_\_\_\_

\_\_\_\_\_

b. health?  NO  YES -> SPECIFY: \_\_\_\_\_

\_\_\_\_\_

c. living arrangements?  NO  YES -> SPECIFY: \_\_\_\_\_

\_\_\_\_\_

d. finances?  NO  YES -> SPECIFY: \_\_\_\_\_

\_\_\_\_\_

f. other changes?  NO  YES -> SPECIFY: \_\_\_\_\_

\_\_\_\_\_

T2. Please describe any ambiguous or conflicting situation that you want coding to know about:

NONE \_\_\_\_\_

\_\_\_\_\_

\_\_\_\_\_

\_\_\_\_\_

T3. Were there any serious problems with the interview, such as R's difficulty in hearing or understanding the questions, etc., which affected the quality of the interview?

NONE \_\_\_\_\_

\_\_\_\_\_

\_\_\_\_\_

\_\_\_\_\_

SECTION A

A2. We are interested in how people are getting along financially these days. Would you say that you (and your family living there) are better off or worse off financially than you were a year ago?

- 1. BETTER NOW
- 3. SAME
- 5. WORSE
- 8. DON'T KNOW

A2a. Why do you say so? (Are there any other reasons?) \_\_\_\_\_

\_\_\_\_\_

\_\_\_\_\_

\_\_\_\_\_

A3. Now looking ahead--do you think that a year from now you (and your family living there) will be better off financially, or worse off, or just about the same as now?

- 1. WILL BE  
BETTER OFF
- 3. SAME
- 5. WILL BE  
WORSE OFF
- 8. DON'T KNOW

A4. Now turning to business conditions in the country as a whole--do you think that during the next 12 months we'll have good times financially, or bad times, or what?

- 1. GOOD TIMES
- 2. GOOD WITH QUALIFICATIONS
- 3. PRO-CON
- 4. BAD WITH QUALIFICATIONS
- 5. BAD TIMES
- 8. DON'T KNOW

A5. Would you say that at the present time business conditions are better or worse than they were a year ago?

- 1. BETTER NOW
- 3. ABOUT THE SAME
- 5. WORSE NOW

# 2

A6. During the last few months, have you heard of any favorable or unfavorable changes in business conditions?

YES



NO; HAVEN'T HEARD

GO TO A7

A6a. What did you hear? (Have you heard of any other favorable or unfavorable changes in business conditions?)

---

---

---

---

---

---

---

---

IF NOT CLEAR WHETHER A CHANGE IS FAVORABLE OR UNFAVORABLE, PROBE: "Would (MENTION CHANGE) be favorable or unfavorable?" AND NOTE "FAVORABLE" OR "UNFAVORABLE."

A7. And how about a year from now, do you expect that in the country as a whole business conditions will be better, or worse than they are at present, or just about the same?

1. BETTER A YEAR FROM NOW

3. ABOUT THE SAME

5. WORSE A YEAR FROM NOW

- A8. Looking ahead, which would you say is more likely--that in the country as a whole we'll have continuous good times during the next 5 years or so, or that we will have periods of widespread unemployment or depression, or what?

---



---



---



---



---



---

IF R ANSWERS IN COMPARATIVE TERMS, I.E., "BETTER," "WORSE," OR "SAME," PROBE: "Would that be good times or bad times?"

- A9. As to the economic policy of the government--I mean steps taken to fight inflation or unemployment--would you say the government is doing a good job, only fair, or a poor job?

1. GOOD JOB

3. ONLY FAIR

5. POOR JOB

8. DON'T KNOW

- A10. How about people out of work during the coming 12 months--do you think that there will be more unemployment than now, about the same, or less?

1. MORE UNEMPLOYMENT

3. ABOUT THE SAME

5. LESS UNEMPLOYMENT

- A11. No one can say for sure, but what do you think will happen to interest rates for borrowing money during the next 12 months--will they go up, stay the same, or go down?

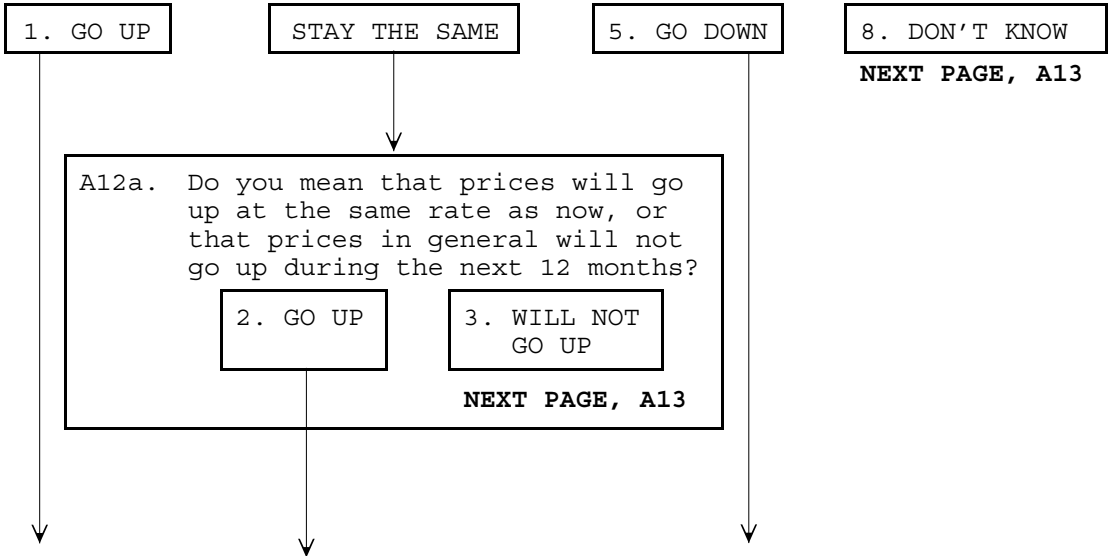
1. GO UP

3. STAY THE SAME

5. GO DOWN

8. DON'T KNOW

A12. During the next 12 months, do you think that prices in general will go up, or go down, or stay where they are now?



A12b. By about what percent do you expect prices to go (up/down) on the average, during the next 12 months? (USE PROBE BELOW IF ANSWER IS GREATER THAN 5%)

\_\_\_\_\_ PERCENT

**NEXT PAGE, A13**

DON'T KNOW

↓

A12c. (AFTER A DON'T KNOW RESPONSE IS PROBES, IF R SAYS, "I DON'T KNOW", USE THE FOLLOWING PROBE:) (USE PROBE BELOW IF ANSWER IS GREATER THAN 5%)

How many cents on the dollar do you expect prices to go (up/down) on the average, during the next 12 months?

\_\_\_\_\_ CENTS ON DOLLAR

98. DON'T KNOW

IF R GIVES AN ANSWER THAT IS GREATER THAN 5%, PLEASE PROBE WITH:

"Let me make sure I have that correct. You said that you expect prices to go (up/down) during the next 12 months by (X) percent. Is that correct?"

A13. What about the outlook for prices over the next 5 to 10 years? Do you think prices will be higher, about the same, or lower, 5 to 10 years from now?

1. HIGHER	STAY THE SAME	5. LOWER	8. DON'T KNOW		
↓	↓	↓	↓		
<div style="border: 1px solid black; padding: 10px; margin: 0 auto; width: 80%;"> <p>A13a. Do you mean that prices will go up at the same rate as now, or that prices in general will not go up during the next 5 to 10 years?</p> <table style="width: 100%; border: none;"> <tr> <td style="width: 50%; text-align: center; border: 1px solid black; padding: 5px;">2. GO UP</td> <td style="width: 50%; text-align: center; border: 1px solid black; padding: 5px;">3. WILL NOT GO UP</td> </tr> </table> <p style="text-align: center; margin-top: 5px;">NEXT PAGE, A14</p> </div>				2. GO UP	3. WILL NOT GO UP
2. GO UP	3. WILL NOT GO UP				
↓	↓	↓			

NEXT PAGE, A14

NEXT PAGE, A14

A13b. By about what percent per year do you expect prices to go (up/down) on the average, during the next 5 to 10 years? (USE PROBE BELOW IF ANSWER IS GREATER THAN 5%)

\_\_\_\_\_ PERCENT

NEXT PAGE, A14

DON'T KNOW

  
↓

A13c. (AFTER A DON'T KNOW RESPONSE IS PROBED, IF R SAYS, "I DON'T KNOW", USE THE FOLLOWING PROBE:) (USE PROBE BELOW IF ANSWER IS GREATER THAN 5%)

How many cents on the dollar per year do you expect prices to go (up/down) on the average, during the next 5 to 10 years?

\_\_\_\_\_ CENTS ON DOLLAR

98. DON'T KNOW

IF R GIVES AN ANSWER THAT IS GREATER THAN 5%, PLEASE PROBE WITH:

"Would that be (X) percent per year, or is that the total for the next 5 to 10 years?"

IF R HAS GIVEN A TOTAL FOR THE NEXT FIVE TO TEN YEARS, ASK:  
"About what percent per year would that be?"

# 6

A14. During the next year or two, do you expect that your (family) income will go up more than prices will go up, about the same, or less than prices will go up?

1. INCOME UP MORE  
THAN PRICES

3. INCOME UP SAME  
AS PRICES

5. INCOME UP LESS  
THAN PRICES

8. DON'T  
KNOW

A15. During the next 12 months, do you expect your (family) income to be higher or lower than during the past year?

1. HIGHER

3. ABOUT THE SAME  
GO TO A16

5. LOWER

8. DON'T KNOW  
GO TO A16



A15a. By about what percent do you expect your (family) income to (increase/decrease) during the next 12 months?

\_\_\_\_\_ PERCENT

98. DON'T KNOW

A16. Generally speaking, do you think now is a good time or a bad time to buy a house?

1. GOOD

3. PRO-CON

5. BAD

8. DON'T KNOW  
NEXT PAGE, A17



A16a. Why do you say so? (Are there any other reasons?) \_\_\_\_\_

---

---

---

---



A17. What about selling a house -- generally speaking, do you think now is a good time or a bad time to sell a house?

1. GOOD	3. PRO-CON	5. BAD	8. DON'T KNOW
---------	------------	--------	---------------

GO TO A18

A17a. Why do you say so? (Are there any other reasons?) \_\_\_\_\_

---



---



---

A18. About the big things people buy for their homes--such as furniture, a refrigerator, stove, television, and things like that. Generally speaking, do you think now is a good or a bad time for people to buy major household items?

1. GOOD	3. PRO-CON	5. BAD	8. DON'T KNOW
---------	------------	--------	---------------

GO TO A19

A18a. Why do you say so? (Are there any other reasons?) \_\_\_\_\_

---



---



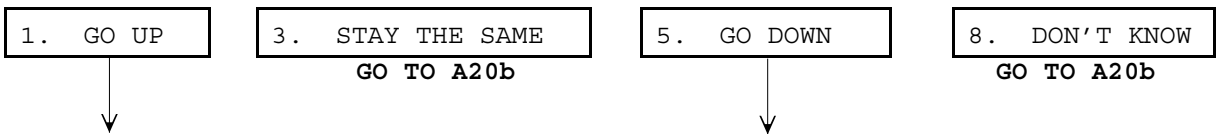
---

A19. Speaking now of the automobile market--do you think the next 12 months or so will be a good time or a bad time to buy a vehicle, such as a car, pickup, van or sport utility vehicle?



A19a. Why do you say so? (Are there any other reasons?) \_\_\_\_\_  
 \_\_\_\_\_  
 \_\_\_\_\_  
 \_\_\_\_\_

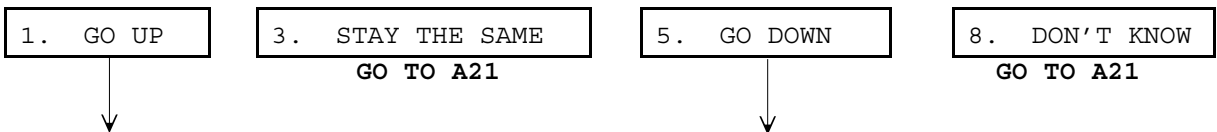
A20. Do you think that the price of gasoline will go up during the next five years, will gasoline prices go down, or will they stay about the same as they are now?



A20a. About how many cents per gallon do you think gasoline prices will (increase/decrease) during the next five years compared to now?

\_\_\_\_\_ CENTS PER GALLON 998. DON'T KNOW

A20b. Now thinking only about the next twelve months, do you think that the price of gasoline will go up during the next twelve months, will gasoline prices go down, or will they stay about the same as they are now?



A20c. About how many cents per gallon do you think gasoline prices will (increase/decrease) during the next twelve months compared to now?

\_\_\_\_\_ CENTS PER GALLON 998. DON'T KNOW

**FAMILY INCOME**

A21. To get a picture of people's financial situation we need to know the general range of income of all people we interview. Now, thinking about (your/your family's) total income from all sources (including your job), how much did (you/your family) receive in 2006?

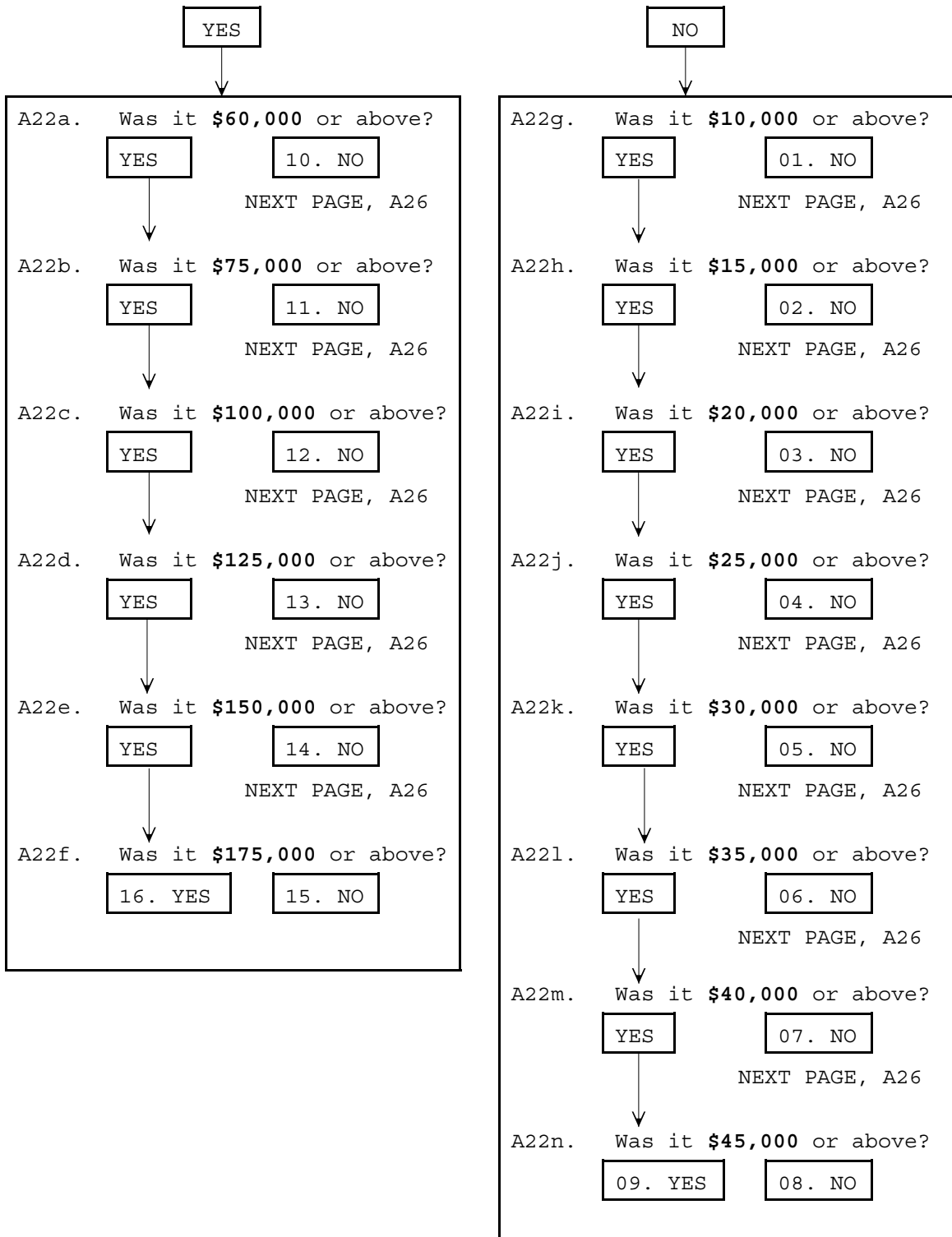
---

GO TO A26

999998. DON'T KNOW

↓  
GO TO A22

A22. Did (you/your family) receive \$50,000 or more in 2006?



A26. Do you (and your family living there) own your home, pay rent, or what?

1. OWNS OR IS BUYING	2. RENT	7. OTHER (SPECIFY): _____
----------------------	---------	---------------------------

GO TO A27e

A27. Do you think the current value of your home--I mean, what it would bring if you sold it today--has increased compared with a year ago, has decreased compared with a year ago, or has it remained about the same?

1. INCREASED IN VALUE	3. SAME	5. DECREASED IN VALUE
-----------------------	---------	-----------------------

A27a. What is the current market value of your home? (If you sold it today, how much would it bring in?)

\$ \_\_\_\_\_

9999998. DON'T KNOW
---------------------

A27b. During the next 12 months, do you plan to refinance your mortgage and borrow more money than you currently owe on the mortgage?

1. YES, REFINANCE AND BORROW MORE	5. NO; NO MORTGAGE
-----------------------------------	--------------------

GO TO A27e

A27c. How much more money do you plan to you borrow, beyond what you now owe on your mortgage?

\$ \_\_\_\_\_

9999998. DON'T KNOW
---------------------

A27d. How do you plan to use that money?  
[CHECK ALL THAT APPLY]

A. HOME IMPROVEMENTS	B. PAY DOWN/OFF OTHER DEBTS/LOANS	C. BUY A CAR OR OTHER BIG ITEM
D. BUSINESS EXPENSES	E. EDUCATIONAL OR MEDICAL EXPENSES	F. OTHER (SPECIFY): _____

A27e. What do you think will happen to the prices of homes (like yours) in your community over the next 12 months? Will they increase at a rapid rate, increase at a moderate rate, remain about the same, decrease at a moderate rate, or decrease at a rapid rate?

1. INCREASE  
AT A RAPID  
RATE

2. INCREASE  
AT A  
MODERATE  
RATE

3. REMAIN  
ABOUT  
THE SAME

4. DECREASE  
AT A  
MODERATE  
RATE

5. DECREASE  
AT A RAPID  
RATE

**A27f. INTERVIEWER CHECKPOINT:**

1. HOMEOWNERS (A26=1) AND HOME PRICES WILL INCREASE OR DECREASE IN NEXT 12 MONTHS (A27c=1,2,4,5) --> **GO TO A27g**

2. HOMEOWNERS (A26=1) AND HOME PRICES WILL REMAIN SAME (A27c=3) --> **GO TO A27h**

3. NON-HOMEOWNERS --> **GO TO A28**

A27g. By about what percent do you expect prices of homes like yours in your community to go (up/down), on average, over the next 12 months?

\_\_\_\_\_ PERCENT 98. DON'T KNOW

A27h. What about the outlook for prices of homes like yours in your community over the next 5 years or so? Do you expect them to increase, remain about the same, or decrease?

1. INCREASE	3. ABOUT THE SAME	5. DECREASE
↓	GO TO A28	↓

A27i. By about what percent per year do you expect prices of homes like yours in your community to go (up/down), on average, over the next 5 years or so?

\_\_\_\_\_ PERCENT 98. DON'T KNOW

A28. The next few questions ask about your views of the chances that various events will happen. Your answers can range from zero to one hundred, where zero means there is absolutely no chance, and one hundred means that it is absolutely certain. For example, when weather forecasters report the chance of rain, a number like 20 percent means "a small chance", a number around 50 percent means "a pretty even chance," and a number like 80 percent means "a very good chance."

A28a. What do you think the chances are that your (family) income will increase by more than the rate of inflation during the next five years or so?

\_\_\_\_\_PERCENT

A28b. During the next 5 years, what do you think the chances are that you (or your husband/wife) will lose a job that you wanted to keep?

\_\_\_\_\_PERCENT

A28c. What do you think the chances are that [IF R UNDER AGE 65] (when you retire,) your income from Social Security and job pensions will be adequate to maintain your living standards?

\_\_\_\_\_PERCENT

A28d. Compared with 5 years ago, do you think the chances that you (and your husband/wife) will have a comfortable retirement have gone up, gone down, or remained about the same?

1. GONE UP

3. SAME

5. GONE DOWN

A29. The next question is about investing in the stock market. Please think about the type of mutual fund known as a diversified stock fund. This type of mutual fund holds stock in many different companies engaged in a wide variety of business activities. Suppose that tomorrow someone were to invest one thousand dollars in such a mutual fund. Please think about how much money this investment would be worth one year from now.

What do you think is the percent chance that this one thousand dollar investment will increase in value in the year ahead, so that it is worth more than one thousand dollars one year from now?

\_\_\_\_\_PERCENT CHANCE

A29a. Next I would like to ask you about your OWN (personal) income prospects in the next twelve months. What do you think is the percent chance that your income in the next twelve months will be higher than your income in the past twelve months?

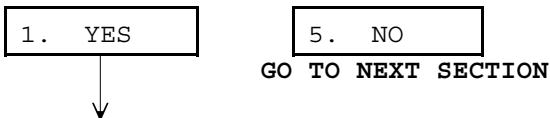
\_\_\_\_\_PERCENT CHANCE

BLANK PAGE




SECTION AA: FINANCIAL INVESTMENTS

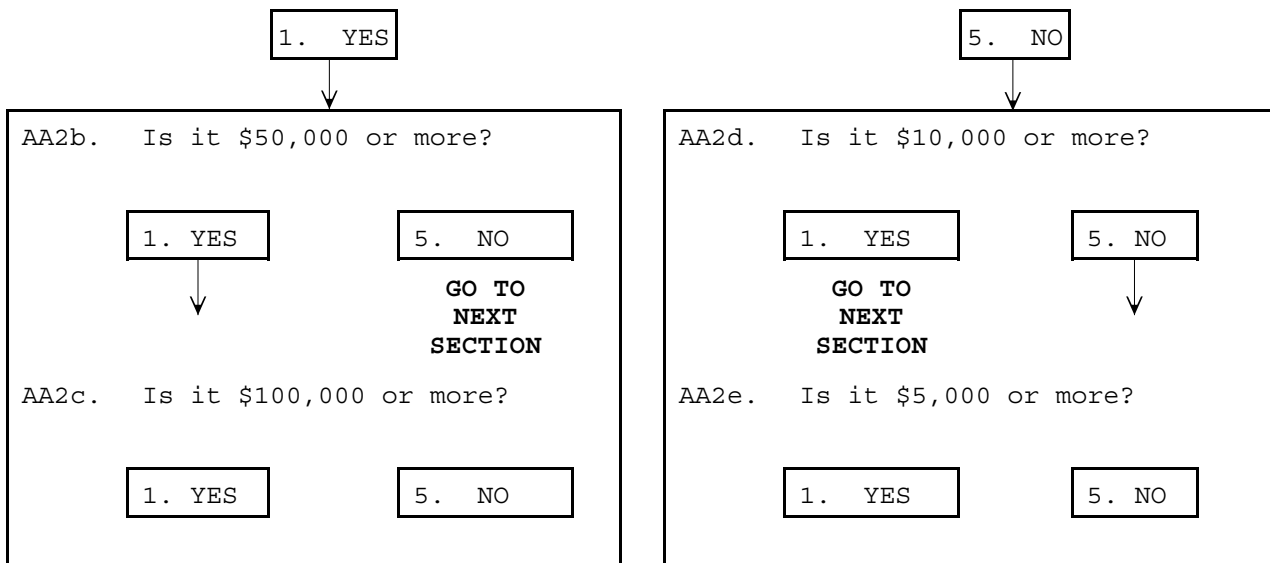
AA1. The next questions are about investments in the stock market. First, do you (or any member of your family living there) have any investments in the stock market, including any publicly traded stock that is directly owned, stocks in mutual funds, stocks in any of your retirement accounts, including 401(K)s, IRAs, or Keogh accounts?



AA2. Considering all of your (family's) investments in the stock market, overall about how much would your investments be worth today? (PROBE: What is your best estimate?)



AA2a. Would the total be \$25,000 or more?



BLANK PAGE

## SECTION D: SOCIETIES

## D0. INTERVIEWER CHECKPOINT

- 1. FORM 1 --> COMPLETE SECTIONS DA/DB/DC/DD/DE0=1
- 2. FORM 2 --> COMPLETE SECTIONS DA/DB/DC/DD/DE0=2
- 3. FORM 3 --> COMPLETE SECTIONS DA/DB/DD/DC/DE0=1
- 4. FORM 4 --> COMPLETE SECTIONS DA/DB/DD/DC/DE0=2
- 5. FORM 5 --> COMPLETE SECTIONS DB/DA/DC/DD/DE0=1
- 6. FORM 6 --> COMPLETE SECTIONS DB/DA/DC/DD/DE0=2
- 7. FORM 7 --> COMPLETE SECTIONS DB/DA/DD/DC/DE0=1
- 8. FORM 8 --> COMPLETE SECTIONS DB/DA/DD/DC/DE0=2

DA1. (FORMS 5-8: Now let's shift from international television to age at marriage.)

Now we're going to shift to another topic. We'll be talking about life in other countries around the world.

First, please think about what life is like today in a country where income is low, most people live in rural areas, access to healthcare is poor, and most females are married by age sixteen. Suppose that country introduces an older-age-at-marriage program to encourage females to wait until at least the age of twenty to get married. I will read a list of things this older-age-at-marriage program might change. For each one, please tell me whether it will increase in that country or decrease in that country once an older-age-at-marriage program has been successfully implemented.

In such a country, where most females are married by age sixteen, over time, will a successful implementation of an older-age-at-marriage program increase or decrease the overall standard of living?

1. INCREASE

3. NEITHER; ABOUT THE SAME (IF VOL.)

5. DECREASE

DA2. Families having television in their homes (-- over time, will a successful implementation of an older-age-at-marriage program increase or decrease families having television in their homes)?

1. INCREASE

3. NEITHER; ABOUT THE SAME (IF VOL.)

5. DECREASE

DA3. The fraction of children dying before their first birthday (-- over time, will a successful implementation of an older-age-at-marriage program increase or decrease the fraction of children dying before their first birthday)?

1. INCREASE

3. NEITHER; ABOUT THE SAME (IF VOL.)

5. DECREASE

DA4. Being educated (-- over time, will a successful implementation of an older-age-at-marriage program increase or decrease being educated)?

1. INCREASE

3. NEITHER; ABOUT THE SAME (IF VOL.)

5. DECREASE

DA5. Sick people visiting a local healer rather than visiting a medical doctor (-- over time, will a successful implementation of an older-age-at-marriage program increase or decrease sick people visiting a local healer rather than visiting a medical doctor)?

1. INCREASE

3. NEITHER; ABOUT THE SAME (IF VOL.)

5. DECREASE

DA6. The income difference between rich and poor people (-- over time, will a successful implementation of an older-age-at-marriage program increase or decrease the income difference between rich and poor people)?

1. INCREASE

3. NEITHER; ABOUT THE SAME (IF VOL.)

5. DECREASE

DA7. Love and understanding between parents and children (-- over time, will a successful implementation of an older-age-at-marriage program increase or decrease love and understanding between parents and children)?

1. INCREASE

3. NEITHER; ABOUT THE SAME (IF VOL.)

5. DECREASE

DA8. The fraction of people working on farms (-- over time, will a successful implementation of an older-age-at-marriage program increase or decrease the fraction of people working on farms)?

1. INCREASE

3. NEITHER; ABOUT THE SAME (IF VOL.)

5. DECREASE

DA9. Respect for elders (-- over time, will a successful implementation of an older-age-at-marriage program increase or decrease respect for elders)?

1. INCREASE

3. NEITHER; ABOUT THE SAME (IF VOL.)

5. DECREASE

DA10. Elderly parents living with their adult children (-- over time, will a successful implementation of an older-age-at-marriage program increase or decrease elderly parents living with their adult children)?

1. INCREASE

3. NEITHER; ABOUT THE SAME (IF VOL.)

5. DECREASE

DA11. The quality of life in old age (-- over time, will a successful implementation of an older-age-at-marriage program increase or decrease the quality of life in old age)?

1. INCREASE

3. NEITHER; ABOUT THE SAME (IF VOL.)

5. DECREASE

DA12. Elderly people being supported by their families (-- over time, will a successful implementation of an older-age-at-marriage program increase or decrease elderly people being supported by their families)?

1. INCREASE

3. NEITHER; ABOUT THE SAME (IF VOL.)

5. DECREASE

DB1. (FORMS 1-4: Now let's shift from age at marriage to international television.)

Now, please think about what life is like in a country, where the standard of living is low, most people live in rural areas, access to healthcare is poor, and no one has a television. Suppose that country introduces a TV project that will bring television sets showing TV programs from around the world into the homes of at least one-half of these people. I will read you a list of things this television project might change. For each one, please tell me whether it will increase in that country or decrease in that country once a TV project showing television programs from around the world has been successfully implemented.

In such a country, where no one has a television, over time, will a successful implementation of a TV project showing television programs from around the world increase or decrease married children living with their parents or in-laws?

1. INCREASE	3. NEITHER; ABOUT THE SAME (IF VOL.)	5. DECREASE	7. DEPENDS (IF VOL.)
-------------	--------------------------------------	-------------	----------------------

DB2. Females marrying before the age of eighteen -- over time, will a successful implementation of a TV project showing television programs from around the world increase or decrease females marrying before the age of eighteen?

1. INCREASE	3. NEITHER; ABOUT THE SAME (IF VOL.)	5. DECREASE	7. DEPENDS (IF VOL.)
-------------	--------------------------------------	-------------	----------------------

DB3. Respect for women in society (-- over time, will a successful implementation of a TV project showing television programs from around the world increase or decrease respect for women in society)?

1. INCREASE	3. NEITHER; ABOUT THE SAME (IF VOL.)	5. DECREASE	7. DEPENDS (IF VOL.)
-------------	--------------------------------------	-------------	----------------------

DB4. Family unity and loyalty (-- over time, will a successful implementation of a TV project showing television programs from around the world increase or decrease family unity and loyalty)?

1. INCREASE	3. NEITHER; ABOUT THE SAME (IF VOL.)	5. DECREASE	7. DEPENDS (IF VOL.)
-------------	--------------------------------------	-------------	----------------------

DB5. Arranged marriages (-- over time, will a successful implementation of a TV project showing television programs from around the world increase or decrease arranged marriages)?

1. INCREASE

3. NEITHER; ABOUT THE  
SAME (IF VOL.)

5. DECREASE

7. DEPENDS  
(IF VOL.)

DB6. Couples having many children (-- over time, will a successful implementation of a TV project showing television programs from around the world increase or decrease couples having many children)?

1. INCREASE

3. NEITHER; ABOUT THE  
SAME (IF VOL.)

5. DECREASE

7. DEPENDS  
(IF VOL.)

DB7. The income difference between rich and poor people (-- over time, will a successful implementation of a TV project showing television programs from around the world increase or decrease the income difference between rich and poor people)?

1. INCREASE

3. NEITHER; ABOUT THE  
SAME (IF VOL.)

5. DECREASE

7. DEPENDS  
(IF VOL.)

DC1. (FORMS 3-4, 7-8: Now let's shift from morality to development.)  
Now, we would like you to think about development in different countries around the world today. We'll be talking about countries as varied as England and Mongolia. Think of a development scale that rates countries from zero to ten. The least developed places in the world are rated zero and the most developed places in the world are rated ten. You can use both of those numbers for rating countries plus all of the numbers in between.

Using this development scale, where would you put Japan?  
[IF R ASKS, YOU MAY INFORM: "Zero is least developed; ten is most developed."]

\_\_\_\_\_  
GO TO DC3

SCALE (0-10)

98. DON'T KNOW

↓

DC2. Even if you don't know exactly, about where would you put Japan?  
[IF R ASKS, YOU MAY INFORM: "Zero is the least developed; ten is the most developed."]

\_\_\_\_\_  
GO TO DC3

SCALE (0-10)

98. DON'T KNOW

DC3. (Using this development scale of zero to ten,) where would you put Egypt?  
[IF R ASKS, YOU MAY INFORM: "Zero is the least developed; ten is the most developed."]

\_\_\_\_\_  
GO TO DC5

SCALE (0-10)

98. DON'T KNOW

↓

DC4. Even if you don't know exactly, about where would you put Egypt?  
[IF R ASKS, YOU MAY INFORM: "Zero is the least developed; ten is the most developed."]

\_\_\_\_\_  
GO TO DC5

SCALE (0-10)

98. DON'T KNOW



- DC5. (Using this development scale of zero to ten,) where would you put India?  
[IF R ASKS, YOU MAY INFORM: "Zero is the least developed; ten is the most developed."]

\_\_\_\_\_ SCALE (0-10) 98. DON'T KNOW  
 GO TO DC7  
 ↓

- DC6. Even if you don't know exactly, about where would you put India?  
[IF R ASKS, YOU MAY INFORM: "Zero is the least developed; ten is the most developed."]

\_\_\_\_\_ SCALE (0-10) 98. DON'T KNOW

- DC7. (Using this development scale of zero to ten,) where would you put the United States?  
[IF R ASKS, YOU MAY INFORM: "Zero is the least developed; ten is the most developed."]

\_\_\_\_\_ SCALE (0-10) 98. DON'T KNOW  
 GO TO DC9  
 ↓

- DC8. Even if you don't know exactly, about where would you put the United States?  
[IF R ASKS, YOU MAY INFORM: "Zero is the least developed; ten is the most developed."]

\_\_\_\_\_ SCALE (0-10) 98. DON'T KNOW



DC13. (Using this development scale of zero to ten,) where would you put France?  
 [IF R ASKS, YOU MAY INFORM: "Zero is the least developed; ten is the most developed."]

\_\_\_\_\_ SCALE (0-10) 98. DON'T KNOW  
 \_\_\_\_\_  
 GO TO DC15

↓

DC14. Even if you don't know exactly, about where would you put France?  
 [IF R ASKS, YOU MAY INFORM: "Zero is the least developed; ten is the most developed."]

\_\_\_\_\_ SCALE (0-10) 98. DON'T KNOW

DC15. (Using this development scale of zero to ten,) where would you put Brazil?  
 [IF R ASKS, YOU MAY INFORM: "Zero is the least developed; ten is the most developed."]

\_\_\_\_\_ SCALE (0-10) 98. DON'T KNOW  
 \_\_\_\_\_  
 GO TO DC17

↓

DC16. Even if you don't know exactly, about where would you put Brazil?  
 [IF R ASKS, YOU MAY INFORM: "Zero is the least developed; ten is the most developed."]

\_\_\_\_\_ SCALE (0-10) 98. DON'T KNOW

DC17. (Using this development scale of zero to ten,) where would you put Pakistan?  
 [IF R ASKS, YOU MAY INFORM: "Zero is the least developed; ten is the most developed."]

\_\_\_\_\_ SCALE (0-10) 98. DON'T KNOW  
 \_\_\_\_\_  
 GO TO DC19

↓

DC18. Even if you don't know exactly, about where would you put Pakistan?  
 [IF R ASKS, YOU MAY INFORM: "Zero is the least developed; ten is the most developed."]

\_\_\_\_\_ SCALE (0-10) 98. DON'T KNOW

DC19. (Using this development scale of zero to ten,) where would you put Russia?  
 [IF R ASKS, YOU MAY INFORM: "Zero is the least developed; ten is the most developed."]

\_\_\_\_\_ SCALE (0-10) 98. DON'T KNOW  
 \_\_\_\_\_  
 GO TO DC21

↓

DC20. Even if you don't know exactly, about where would you put Russia?  
 [IF R ASKS, YOU MAY INFORM: "Zero is the least developed; ten is the most developed."]

\_\_\_\_\_ SCALE (0-10) 98. DON'T KNOW

DC21. (Using this development scale of zero to ten,) where would you put the Central African Republic?  
 [IF R ASKS, YOU MAY INFORM: "Zero is the least developed; ten is the most developed."]  
 [IF R ASKS WHERE CAR IS, SAY: "This is a country in the middle of Africa."]

\_\_\_\_\_ SCALE (0-10) 98. DON'T KNOW  
 \_\_\_\_\_  
 GO TO DC23

↓

DC22. Even if you don't know exactly, about where would you put the Central African Republic?  
 [IF R ASKS, YOU MAY INFORM: "Zero is the least developed; ten is the most developed."]  
 [IF R ASKS WHERE CAR IS, SAY: "This is a country in the middle of Africa."]

\_\_\_\_\_ SCALE (0-10) 98. DON'T KNOW

DC23. (Using this development scale of zero to ten,) where would you put Bulgaria?  
[IF R ASKS, YOU MAY INFORM: "Zero is the least developed; ten is the most developed."]

\_\_\_\_\_  
GO TO NEXT SECTION

SCALE (0-10)

98. DON'T KNOW



DC24. Even if you don't know exactly, about where would you put Bulgaria?  
[IF R ASKS, YOU MAY INFORM: "Zero is the least developed; ten is the most developed."]

\_\_\_\_\_  
SCALE (0-10)

98. DON'T KNOW



- DD5. (Using this morality scale of zero to ten,) where would you put India?  
 [IF R ASKS, YOU MAY INFORM: "Zero is the lowest morality; ten is the highest morality."]

\_\_\_\_\_ SCALE (0-10) 98. DON'T KNOW  
 GO TO DD7

↓

- DD6. Even if you don't know exactly, about where would you put India?  
 [IF R ASKS, YOU MAY INFORM: "Zero is the lowest morality; ten is the highest morality."]

\_\_\_\_\_ SCALE (0-10) 98. DON'T KNOW

- DD7. (Using this morality scale of zero to ten,) where would you put the United States?  
 [IF R ASKS, YOU MAY INFORM: "Zero is the lowest morality; ten is the highest morality."]

\_\_\_\_\_ SCALE (0-10) 98. DON'T KNOW  
 GO TO DD9

↓

- DD8. Even if you don't know exactly, about where would you put the United States?  
 [IF R ASKS, YOU MAY INFORM: "Zero is the lowest morality; ten is the highest morality."]

\_\_\_\_\_ SCALE (0-10) 98. DON'T KNOW

DD9. (Using this morality scale of zero to ten,) where would you put China?  
[IF R ASKS, YOU MAY INFORM: "Zero is the lowest morality; ten is the highest morality."]

\_\_\_\_\_ SCALE (0-10) 98. DON'T KNOW  
GO TO DD11  
↓

DD10. Even if you don't know exactly, about where would you put China?  
[IF R ASKS, YOU MAY INFORM: "Zero is the lowest morality; ten is the highest morality."]

\_\_\_\_\_ SCALE (0-10) 98. DON'T KNOW

DD11. (Using this morality scale of zero to ten,) where would you put Saudi Arabia?  
[IF R ASKS, YOU MAY INFORM: "Zero is the lowest morality; ten is the highest morality."]

\_\_\_\_\_ SCALE (0-10) 98. DON'T KNOW  
GO TO DD13  
↓

DD12. Even if you don't know exactly, about where would you put Saudi Arabia?  
[IF R ASKS, YOU MAY INFORM: "Zero is the lowest morality; ten is the highest morality."]

\_\_\_\_\_ SCALE (0-10) 98. DON'T KNOW



DD13. (Using this morality scale of zero to ten,) where would you put France?  
 [IF R ASKS, YOU MAY INFORM: "Zero is the lowest morality; ten is the highest morality."]

\_\_\_\_\_ SCALE (0-10) 98. DON'T KNOW  
 GO TO DD15

↓

DD14. Even if you don't know exactly, about where would you put France?  
 [IF R ASKS, YOU MAY INFORM: "Zero is the lowest morality; ten is the highest morality."]

\_\_\_\_\_ SCALE (0-10) 98. DON'T KNOW

DD15. (Using this morality scale of zero to ten,) where would you put Brazil?  
 [IF R ASKS, YOU MAY INFORM: "Zero is the lowest morality; ten is the highest morality."]

\_\_\_\_\_ SCALE (0-10) 98. DON'T KNOW  
 GO TO DD17

↓

DD16. Even if you don't know exactly, about where would you put Brazil?  
 [IF R ASKS, YOU MAY INFORM: "Zero is the lowest morality; ten is the highest morality."]

\_\_\_\_\_ SCALE (0-10) 98. DON'T KNOW

DD17. (Using this morality scale of zero to ten,) where would you put Pakistan?  
[IF R ASKS, YOU MAY INFORM: "Zero is the lowest morality; ten is the highest morality."]

\_\_\_\_\_ SCALE (0-10) 98. DON'T KNOW  
GO TO DD19 ↓

DD18. Even if you don't know exactly, about where would you put Pakistan?  
[IF R ASKS, YOU MAY INFORM: "Zero is the lowest morality; ten is the highest morality."]

\_\_\_\_\_ SCALE (0-10) 98. DON'T KNOW

DD19. (Using this morality scale of zero to ten,) where would you put Russia?  
[IF R ASKS, YOU MAY INFORM: "Zero is the lowest morality; ten is the highest morality."]

\_\_\_\_\_ SCALE (0-10) 98. DON'T KNOW  
GO TO DD21 ↓

DD20. Even if you don't know exactly, about where would you put Russia?  
[IF R ASKS, YOU MAY INFORM: "Zero is the lowest morality; ten is the highest morality."]

\_\_\_\_\_ SCALE (0-10) 98. DON'T KNOW

DD21. (Using this morality scale of zero to ten,) where would you put the Central African Republic?  
 [IF R ASKS, YOU MAY INFORM: "Zero is the lowest morality; ten is the highest morality."  
 [IF R ASKS WHERE CAR IS, SAY: "This is a country in the middle of Africa."]

\_\_\_\_\_  
 GO TO DD23

SCALE (0-10)      98. DON'T KNOW

↓

DD22. Even if you don't know exactly, about where would you put the Central African Republic?  
 [IF R ASKS, YOU MAY INFORM: "Zero is the lowest morality; ten is the highest morality."  
 [IF R ASKS WHERE CAR IS, SAY: "This is a country in the middle of Africa."]

\_\_\_\_\_  
 SCALE (0-10)      98. DON'T KNOW

DD23. (Using this morality scale of zero to ten,) where would you put Bulgaria?  
 [IF R ASKS, YOU MAY INFORM: "Zero is the lowest morality; ten is the highest morality."]

\_\_\_\_\_  
 GO TO NEXT SECTION

SCALE (0-10)      98. DON'T KNOW

↓

DD24. Even if you don't know exactly, about where would you put Bulgaria?  
 [IF R ASKS, YOU MAY INFORM: "Zero is the lowest morality; ten is the highest morality."]

\_\_\_\_\_  
 SCALE (0-10)      98. DON'T KNOW

DE0. INTERVIEWER CHECKPOINT:

<input type="checkbox"/> 2. IF INTERVIEW IS FORM 2, 4, 6, OR 8 --> GO TO DE1
<input type="checkbox"/> 1. IF INTERVIEW IS FORM 1, 3, 5, OR 7 --> GO TO DE8

↓

DE1. Now let's talk about life in the English colonies that were located in North America around 1700. I am going to mention some different aspects of North American colonial family life around 1700. For each one, I will read you two statements and ask you to tell me which of the two statements you think best describes North American colonial family life around 1700.

First, which of these two statements do you think best describes North American colonial family life around 1700: Most young children lived in households with just their parents and their unmarried brothers and sisters **OR** most young children lived in households with parents, brothers and sisters, and other family members, such as grandparents, aunts, uncles, and cousins?

1. JUST PARENTS  
AND SIBLINGS

5. PARENTS, SIBLINGS,  
AND OTHER FAMILY MEMBERS

DE2. Now, which of these two statements do you think best describes North American colonial family life around 1700: Most females were teenagers when they first got married **OR** most females were in their twenties when they first got married?

1. TEENAGERS WHEN MARRIED

5. IN TWENTIES WHEN MARRIED

DE3. (And which of these two statements (do you think best describes North American colonial family life around 1700):) Most females chose their own husbands through a process of courtship **OR** most females did not choose their own husbands because their parents chose husbands for them?

1. COURTSHIP PROCESS

5. PARENTS CHOOSE HUSBAND

DE4. (Which of these two statements (do you think best describes North American colonial family life around 1700):) Most couples began their married lives living in the house of the husband's parents **OR** most couples began their married lives living in a separate house from the husband's parents?

1. COUPLES LIVED WITH  
HUSBAND'S PARENTS

5. COUPLES LIVED  
SEPARATE FROM PARENTS

DE5. (And which of these two statements (do you think best describes North American colonial family life around 1700):) Almost all women got married **OR** at least ten percent of women never got married?

1. ALMOST ALL WOMEN  
GOT MARRIED

5. AT LEAST TEN PERCENT  
OF WOMEN NEVER MARRIED

DE6. (Which of these two statements (do you think best describes North American colonial family life around 1700):) Essentially no men were legally married to two or more wives at the same time **OR** at least ten percent of men were legally married to two or more wives at the same time?

1. NOT LEGAL TO MARRY  
TWO OR MORE WIVES

5. AT LEAST TEN PERCENT WERE LEGALLY  
MARRIED TWO OR MORE WIVES

DE7. (And which of these two statements (do you think best describes North American colonial family life around 1700):) Essentially no legal marriages were between same-sex couples **OR** at least ten percent of legal marriages were between same-sex couples?

1. NO LEGAL SAME  
SEX MARRIAGES

5. AT LEAST TEN PERCENT  
LEGAL SAME SEX MARRIAGES

**GO TO NEXT SECTION**

DE8. Now let's talk about life in England around 1700. I am going to mention some different aspects of English family life around 1700. For each one, I will read you two statements and ask you to tell me which of the two statements you think best describes English family life around 1700.

First, which of these two statements do you think best describes English family life around 1700: Most young children lived in households with just their parents and their unmarried brothers and sisters **OR** most young children lived in households with parents, brothers and sisters, and other family members, such as grandparents, aunts, uncles, and cousins?

1. JUST PARENTS  
AND SIBLINGS

5. PARENTS, SIBLINGS,  
AND OTHER FAMILY MEMBERS

DE9. Now, which of these two statements do you think best describes English family life around 1700: Most females were teenagers when they first got married **OR** most females were in their twenties when they first got married?

1. TEENAGERS WHEN MARRIED

5. IN TWENTIES WHEN MARRIED

DE10. (And which of these two statements (do you think best describes English family life around 1700):) Most females chose their own husbands through a process of courtship **OR** most females did not choose their own husbands because their parents chose husbands for them?

1. COURTSHIP PROCESS

5. PARENTS CHOOSE HUSBAND

DE11. (Which of these two statements (do you think best describes English family life around 1700):) Most couples began their married lives living in the house of the husband's parents **OR** most couples began their married lives living in a separate house from the husband's parents?

1. COUPLES LIVED WITH  
HUSBAND'S PARENTS

5. COUPLES LIVED  
SEPARATE FROM PARENTS

DE12. (And which of these two statements (do you think best describes English family life around 1700):) Almost all women got married **OR** at least ten percent of women never got married?

1. ALMOST ALL WOMEN  
GOT MARRIED

5. AT LEAST TEN PERCENT  
OF WOMEN NEVER MARRIED

DE13. (Which of these two statements (do you think best describes English family life around 1700):) Essentially no men were legally married to two or more wives at the same time **OR** at least ten percent of men were legally married to two or more wives at the same time?

1. NOT LEGAL TO MARRY  
TWO OR MORE WIVES

5. AT LEAST TEN PERCENT WERE LEGALLY  
MARRIED TWO OR MORE WIVES

DE14. (And which of these two statements (do you think best describes English family life around 1700):) Essentially no legal marriages were between same-sex couples **OR** at least ten percent of legal marriages were between same-sex couples?

1. NO LEGAL SAME  
SEX MARRIAGES

5. AT LEAST TEN PERCENT  
LEGAL SAME SEX MARRIAGES

BLANK PAGE



SECTION E: DEMOGRAPHIC CHARACTERISTICS

E1\_0. INTERVIEWER CHECKPOINT:

<input style="width: 30px; height: 20px;" type="checkbox"/>	1. IF RECON AND EDUCATION NOT MISSING---> GO TO E1_1
<input style="width: 30px; height: 20px;" type="checkbox"/>	2. IF RDD OR RECON WITH MISSING EDUCATION ---> GO TO E1



E1\_1. Now I would like to confirm some information from the first interview six months ago.

In the first interview you said you had ([number] grades of schooling/[number] year(s) of college) and (did not receive a high school diploma or pass a high school equivalency test/received a high school diploma or passed a high school equivalency test/did not receive a college degree/and received a college degree). Is this correct?

1. YES GO TO E2_0	5. NO
----------------------	-------



E1. (Now we would like to ask a few questions about you (and your family).)  
What is the highest grade of school or year of college you completed?

<p>GRADES OF SCHOOL</p> <table style="width: 100%; text-align: center;"> <tr> <td style="border: 1px solid black; width: 20px; height: 20px;">0</td> <td style="border: 1px solid black; width: 20px; height: 20px;">1</td> <td style="border: 1px solid black; width: 20px; height: 20px;">2</td> <td style="border: 1px solid black; width: 20px; height: 20px;">3</td> <td style="border: 1px solid black; width: 20px; height: 20px;">4</td> <td style="border: 1px solid black; width: 20px; height: 20px;">5</td> <td style="border: 1px solid black; width: 20px; height: 20px;">6</td> <td style="border: 1px solid black; width: 20px; height: 20px;">7</td> <td style="border: 1px solid black; width: 20px; height: 20px;">8</td> <td style="border: 1px solid black; width: 20px; height: 20px;">9</td> <td style="border: 1px solid black; width: 20px; height: 20px;">10</td> <td style="border: 1px solid black; width: 20px; height: 20px;">11</td> <td style="border: 1px solid black; width: 20px; height: 20px;">12</td> </tr> </table>	0	1	2	3	4	5	6	7	8	9	10	11	12	<p>COLLEGE</p> <table style="width: 100%; text-align: center;"> <tr> <td style="border: 1px solid black; width: 20px; height: 20px;">13</td> <td style="border: 1px solid black; width: 20px; height: 20px;">14</td> <td style="border: 1px solid black; width: 20px; height: 20px;">15</td> <td style="border: 1px solid black; width: 20px; height: 20px;">16</td> <td style="border: 1px solid black; width: 20px; height: 20px;">17+</td> </tr> </table>	13	14	15	16	17+
0	1	2	3	4	5	6	7	8	9	10	11	12							
13	14	15	16	17+															



E1a. Did you get a high school graduation diploma or pass a high school equivalency test?		
<table style="width: 100%; text-align: center;"> <tr> <td style="border: 1px solid black; padding: 5px;">1. YES</td> <td style="border: 1px solid black; padding: 5px; margin-left: 50px;">5. NO</td> </tr> </table>	1. YES	5. NO
1. YES	5. NO	

GO TO E2\_0

E1b. Do you have a college degree?		
<table style="width: 100%; text-align: center;"> <tr> <td style="border: 1px solid black; padding: 5px;">1. YES</td> <td style="border: 1px solid black; padding: 5px; margin-left: 50px;">5. NO</td> </tr> </table>	1. YES	5. NO
1. YES	5. NO	

GO TO E2\_0



E1c. What is the highest degree you have earned?							
<table style="width: 100%; text-align: center;"> <tr> <td style="border: 1px solid black; padding: 5px;">1. ASSOCIATES</td> <td style="border: 1px solid black; padding: 5px; margin-left: 10px;">2. BACHELORS</td> <td style="border: 1px solid black; padding: 5px; margin-left: 10px;">3. MASTERS</td> <td style="border: 1px solid black; padding: 5px; margin-left: 10px;">4. MBA</td> <td style="border: 1px solid black; padding: 5px; margin-left: 10px;">5. LAW</td> <td style="border: 1px solid black; padding: 5px; margin-left: 10px;">6. PHD</td> <td style="border: 1px solid black; padding: 5px; margin-left: 10px;">7. MD</td> </tr> </table>	1. ASSOCIATES	2. BACHELORS	3. MASTERS	4. MBA	5. LAW	6. PHD	7. MD
1. ASSOCIATES	2. BACHELORS	3. MASTERS	4. MBA	5. LAW	6. PHD	7. MD	
<table style="width: 100%;"> <tr> <td style="border: 1px solid black; padding: 5px;">97. OTHER: _____</td> </tr> </table>	97. OTHER: _____						
97. OTHER: _____							



## E4\_0. INTERVIEWER CHECKPOINT:

<input type="checkbox"/>	1. IF RECON AND SPOUSE EDUCATION NOT MISSING---> GO TO E4_1
<input type="checkbox"/>	2. IF RDD OR RECON WITH MISSING SPOUSE EDUCATION---> GO TO E4



E4\_1. In the first interview you said your (husband/wife/partner/spouse) had ([number] grades of schooling/[number] year(s) of college) and (did not receive a high school diploma or pass a high school equivalency test/received a high school diploma or passed a high school equivalency test/did not receive a college degree/and received a college degree). Is this correct?

1. YES  
GO TO E5\_0

5. NO



E4. What is the highest grade of school or year of college your (husband/wife/partner) completed?

GRADES OF SCHOOL <input type="checkbox"/> 0 <input type="checkbox"/> 1 <input type="checkbox"/> 2 <input type="checkbox"/> 3 <input type="checkbox"/> 4 <input type="checkbox"/> 5 <input type="checkbox"/> 6 <input type="checkbox"/> 7 <input type="checkbox"/> 8 <input type="checkbox"/> 9 <input type="checkbox"/> 10 <input type="checkbox"/> 11 <input type="checkbox"/> 12	COLLEGE <input type="checkbox"/> 13 <input type="checkbox"/> 14 <input type="checkbox"/> 15 <input type="checkbox"/> 16 <input type="checkbox"/> 17+
---	---



E4a. Did your (husband/wife/partner) get a high school graduation diploma or pass a high school equivalency test?

1. YES      5. NO

GO TO E5\_0

E4b. Does your (husband/wife/partner) have a college degree?

1. YES      5. NO

GO TO E5\_0

E4c. What is the highest degree your (husband/wife/partner) has earned?

1. ASSOCIATES    2. BACHELORS    3. MASTERS    4. MBA    5. LAW    6. PHD    7. MD

97. OTHER: \_\_\_\_\_

**E5\_0. INTERVIEWER CHECKPOINT:**

<input type="checkbox"/>	1. IF RECON WITH SPOUSE BIRTHDATE NOT MISSING---> <b>GO TO E5_1</b>
<input type="checkbox"/>	2. IF RDD OR RECON WITH MISSING SPOUSE BIRTHDATE ---> <b>GO TO E5</b>



E5\_1. Our records show your (husband/wife/partner/spouse) was born in [birth month] [birth year]. Is this correct?

1. YES
<b>GO TO E6_0</b>

5. NO
-------



E5. What is the month and year of (his/her) birth?

\_\_\_\_\_ / \_\_\_\_\_  
 MONTH                      YEAR

**E6\_0. INTERVIEWER CHECKPOINT:**

<input type="checkbox"/>	1. IF RECON AND NUMBER OF KIDS NOT MISSING---> <b>GO TO E6_1</b>
<input type="checkbox"/>	2. IF RDD OR RECON WITH NUMBER OF KIDS MISSING---> <b>GO TO E6</b>



E6\_1. Six months ago you said there (were no children/was one child/were [number] children) 17 years old or younger in your household. Is this still correct?

1. YES
<b>GO TO E7</b>

5. NO
-------



E6. How many members of your household are 17 years of age or younger?

\_\_\_\_\_ # 17 OR YOUNGER

96. NONE
----------

E7. Counting yourself, how many members of your household are 18 or older?

\_\_\_\_\_ # 18 OR OLDER

**E8\_0. INTERVIEWER CHECKPOINT:**

<input type="checkbox"/>	1. IF RECON AND RACE NOT MISSING---> <b>GO TO E8_1</b>
<input type="checkbox"/>	2. IF RDD OR RECON WITH MISSING RACE---> <b>GO TO E8</b>



E8\_1. Our records show that your race or ethnic origin is (White or Caucasian (except Hispanic)/Black or African American (except Hispanic)/Hispanic/Native American/Asian) Is this correct?

1. YES  
GO TO E9

5. NO



E8. Would you mind telling me your race or ethnic origin? Are you Hispanic or Latino?

1. YES

5. NO

E8a. (In addition to being Hispanic,) Do you consider yourself primarily white or Caucasian, black or African American, American Indian or Alaskan Native, Asian or Pacific Islander?

1. WHITE OR  
CAUCASIAN

2. BLACK OR  
AFRICAN AMERICAN

3. AMERICAN INDIAN  
OR ALASKAN NATIVE

4. ASIAN OR  
PACIFIC ISLANDER

E9. Do all of the telephones in your home have the same number, or do you have more than one telephone number in your home?

1. All PHONES HAVE  
SAME NUMBER  
GO TO E10

5. MORE THAN ONE  
PHONE NUMBER



E9a. Not counting cell phones, how many different telephone numbers are there in your home?  
[IWER: DO NOT INCLUDE CELL PHONES.]

02. TWO PHONE  
NUMBERS

03. THREE PHONE  
NUMBERS

04. FOUR PHONE  
NUMBERS

\_\_\_\_\_ # PHONE  
NUMBERS

E9b. How many of these telephone numbers are for business use only?

96. NONE

01. ONE NUMBER

02. TWO NUMBERS

\_\_\_\_\_ # PHONE  
NUMBERS

E10. And now I want to ask you about your religious preference -- that is, are you Protestant, Catholic, Jewish, Muslim, or something else?

1. PROTESTANT	2. CATHOLIC	3. JEWISH	4. MUSLIM	96. NO PREFERENCE
---------------	-------------	-----------	-----------	-------------------

GO TO E12

GO TO E11

97. OTHER (SPECIFY): _____
----------------------------

GO TO E12

E11. What specific Protestant denomination do you consider yourself to be, if any?

---



---

E12. How often do you usually attend religious services? Would you say never, maybe once a year, a few times a year, once a month, a few times a month, once a week, or more than once a week?

1. NEVER	2. MAYBE ONCE A YEAR	3. A FEW TIMES A YEAR	4. ONCE A MONTH	5. A FEW TIMES A MONTH	6. ONCE A WEEK	7. MORE THAN ONCE A WEEK
----------	----------------------------	-----------------------------	--------------------	------------------------------	-------------------	-----------------------------

E13. Quite apart from attending religious services, how important would you say religion is to you -- very important, somewhat important, hardly important, or not at all important?

1. VERY IMPORTANT	2. SOMEWHAT IMPORTANT	3. HARDLY IMPORTANT	4. NOT AT ALL IMPORTANT
----------------------	--------------------------	------------------------	----------------------------

E14. Do you think religiosity will increase or decrease in the United States during the next twenty years?

1. INCREASE	3. ABOUT THE SAME (IF VOL.)	5. DECREASE
-------------	-----------------------------	-------------

E15. If religiosity does (increase/decrease/stay about the same), overall, will that be a good thing, a bad thing, or won't it matter?  
[PROBE if R says "DK" OR "DON'T CARE"]

1. GOOD THING	3. WON'T MATTER	5. BAD THING
---------------	-----------------	--------------

E16. Do you think that, on average, the influence of religion on society will increase or decrease in the United States during the next twenty years?

1. INCREASE	3. ABOUT THE SAME (IF VOL.)	5. DECREASE
-------------	-----------------------------	-------------

E17. If the influence of religion does (increase/decrease/stay about the same), overall, will that be a good thing, a bad thing, or won't it matter? [PROBE if R says "DK" OR "DON'T CARE"]

1. GOOD THING

3. WON'T MATTER

5. BAD THING

E18. Now, please think back to the 2004 Presidential election. Did you vote in the 2004 Presidential election?

1. YES

5. NO

GO TO NEXT SECTION



E19. Which presidential candidate did you vote for -- John Kerry, George W. Bush, Ralph Nader, or some other candidate?

1. JOHN KERRY

2. GEORGE W. BUSH

3. RALPH NADER

7. OTHER (SPECIFY): \_\_\_\_\_



## SECTION F: FEELINGS

- F1. Now think about the past week and the feelings you have experienced. Please tell me if each of the following statements was true for you much of the time during the past week.

First, much of the time during the past week, you were happy. Would you say yes or no?

 1. YES 5. NO

- F2. (Much of the time during the past week,) you felt depressed.  
(Would you say yes or no?)

 1. YES 5. NO

- F3. (Much of the time during the past week,) you enjoyed life.  
(Would you say yes or no?)

 1. YES 5. NO

- F4. (Much of the time during the past week,) you felt sad.  
(Would you say yes or no?)

 1. YES 5. NO

BLANK PAGE

## SECTION R: RAND

R1. Do you use e-mail or the Internet?

1. YES

5. NO

R1a. **INTERVIEWER CHECKPOINT:**

1. RDD --> **GO TO SECTION Z**

2. RECON AND USES INTERNET (R1=YES) --> **GO TO R2**

3. RECON AND DOES NOT USE INTERNET (R1=NO/DK/RF) --> **GO TO R5**

R2. We are carrying out a new study with RAND, a research organization that is working with us. The study is concerned with how American households respond to major events in their lives and public policy changes. The interviews will be conducted over the Internet rather than by telephone. We would like your permission to allow RAND to contact you for the new study. This is completely voluntary. When they contact you, you can then decide if you wish to participate or not. If you do choose to participate, RAND will pay you twenty dollars up front. After that you will receive ten dollars for every fifteen minutes of the interview that you complete.

Is it okay for us to give RAND your name, address, telephone number, and e-mail address, if you have one, along with your gender, age, education, income, race or ethnicity, and marital status so they can contact you? All your information will remain confidential.

1. YES

**GO TO R7**

5. NO



R3. Are you just not interested in doing the interview, or would it be difficult or inconvenient for you to complete the interview over the Internet?

1. NOT INTERESTED

**GO TO SECTION Z**

5. DIFFICULT OR INCONVENIENT



**GO TO R4**

- R4. To make it easier for you to participate, RAND is willing to provide you with Internet access and the necessary equipment to respond to the interview over the Internet. Is it okay for us to give RAND your name and the other information I just mentioned so they can contact you? All your information will remain confidential.

[IF R ASKS, THE INFORMATION INCLUDES: their name, address, telephone number, email address, gender, age, education, income, race or ethnicity, and marital status.]

1. YES

GO TO R7

5. NO

GO TO SECTION Z

- R5. We are carrying out a new study with RAND, a research organization that is working with us. The study is concerned with how American households respond to major events in their lives and public policy changes. The interviews will be conducted over the Internet rather than by telephone. To make it possible for you to participate, RAND is willing to provide you with Internet access and the necessary equipment to respond to the interview over the Internet.

We would like your permission to allow RAND to contact you for the new study. This is completely voluntary. When they contact you, you can then decide if you wish to participate or not. If you do choose to participate, RAND will pay you twenty dollars up front. After that you will receive ten dollars for every fifteen minutes of the interview that you complete.

Is it okay for us to give RAND your name, address, telephone number, along with your gender, age, education, income, race or ethnicity, and marital status so they can contact you? All your information will remain confidential.

1. YES

GO TO R8

5. NO

GO TO SECTION Z

R7. RAND may want to contact you by e-mail. May I have your e-mail address, if you have one?

1. HAVE E-MAIL ADDRESS	5. DO NOT HAVE E-MAIL ADDRESS	9. PREFER NOT TO PROVIDE E-MAIL ADDRESS (IF VOL.)
------------------------	-------------------------------	---

↓

GO TO SECTION Z

R7a. INTERVIEWER: RECORD E-MAIL ADDRESS AND READ BACK CAREFULLY TO VERIFY SPELLING.

E-MAIL ADDRESS: _____
-----------------------

R8. YOU MUST VERIFY AND/OR UPDATE RESPONDENT NAME AND ADDRESS AS NECESSARY.

NAME AND ADDRESS: _____
_____

BLANK PAGE

## SECTION Z

**INTERVIEWER: COPY FROM THE COVERSHEET**  
**COMPLETE FOR BOTH RDD INTERVIEWS AND REINTERVIEWS**

Z1. The sex, age, and relationship to the respondent of each of the other members of the household who are 18 years of age or older.

(a) LIST BY RELATIONSHIP TO RESPONDENT	(b) SEX	(c) AGE
RESPONDENT		

Z2. Number of calls from coversheet: \_\_\_\_\_ NUMBER

Z3. Initial refusal on coversheet:

1. YES

5. NO

Z4. Sex of the respondent:

1. MALE

2. FEMALE

Z5. Questions asked about:

1. R ONLY

2. R AND FAMILY

Z6. Interview conducted in:

1. ENGLISH

2. SPANISH

Z7. Was the respondent's understanding of the questions:

1. EXCELLENT

2. GOOD

3. FAIR

4. POOR

Z8. In general, what was the respondent's attitude toward the interview:

1. FRIENDLY &  
INTERESTED

2. COOPERATIVE BUT NOT  
PARTICULARLY INTERESTED

3. IMPATIENT

4. HOSTILE